WTCI-538-LERA

Panel Schedules
Tower A & B
(Drawing Book 4)

BCG-5

538-L

DOCUMENT DATA FORM

Your Name: HSL 538-L

Document Title or Description (max. 254 characters): Circle: Same as cover (or fill in below)

Panel schedules Tower A & B. (Drawing Book 4)

Include work order no. and floor no. if applicable

Roll # (e.g., CORR-4):	Doc. ID (report #, dwg. #):	
BGC-5		
Document Date:	**Document Author Name:**	**Author Organization:**
6-5-67		SHCR

KEYWORDS - HIGHLIGHT ALL THAT APPLY

Level 1

Bankers Trust	Project 6	WTC 4 - South Plaza Bldg.
Concourse	Project 7	WTC 5 - North Plaza Bldg.
Electrical Substation	Project 8	WTC 6 - Customs House
Liberty Plaza	WFC 1 - Oppenhiemer Dow	WTC 7
PATH Station	WFC 2 - Tower B	WTC Complex
Project 1	WFC 3 - American Express	WTC Plaza
Project 2	WFC 4 - Tower D	
Project 3	(WTC 1 - North Tower)	Add
Project 4	(WTC 2 - South Tower)	
Project 5	WTC 3 - Marriot Hotel	

Level 2

Accident analysis & risk	Mech./elec.	Add
Architectural	News coverage	
Data request	Police	
Emergency management	Security	
Evacuation	(Structural)	
Fire protection	Tenant alterations	
Fire service		

Level 3

1993 explosion	Deck	Human comfort	Splices
A/E fitout	Deflection	HVAC	Sprinkler
A-242	Demolition	Index	Stability
A-36	Design	Inspection	Stairways
A-497	Doors	Insulation	Standards
Air cooled condensers	Drawings	Joist	(Steel)
Analysis	Eastern States Steel	L-50	Steel composition
Angles	Egress	Loads	Stiffness
Antenna	Elevator	Maintenance	Structural review
Artifacts	Emergency communications	Marking	Survivor
Asbestos	Equipment	Mesh reinforcement	Tenant list
Beams	Escalator	Model	Testing
Bow tie	(Exterior columns)	Mullion	Tie
Bracing	Fabrication	Operations	Triad
Bridging truss	Family member	Paint	Truss
Calculations	Fire alarms	Partition layout	Vestibule
Carpet	Fireproofing	Photos	Vibration
Ceilings	Fire spread	Pipes	Walls
Chillers	Flammability	Plumbing	Water supply
Cladding	Floor	Probability, uncertainty	Weather
Collapse	Floor load	Reinforcing (strengthening)	Weight
Columns	Floor slab	Renovation	Weld size
Communication systems	Floor system	Repair	Wind
Composite truss	Floor trusses	Safety	Windows
Computer output	Foundations	Security system	Yield strength
Computer program	Frame	Shear knuckle	
Concrete	Frame analysis	Shear test	Add
Connections	Frequency	Shop drawings	
Construction	Fuel	Shortening	
Contract	Furniture layout	Slurry wall	
Core beams	Generators	Smoke control	
Core columns	Guidelines	Smoke test	
Dampers	Gypsum board	Spandrel beam	
Debris	Hat truss	Specifications	

WTCI-538-LERA

WORTHINGTON, SKILLING, HELLE & JACKSON — Civil & Structural Engineers

PROJECT THE WORLD TRADE CENTER | TITLE DRAWING BOOK 4 | DATE

REVISIONS

6/5/67

4-A1-

Panel Schedules - Tower A

4-B1-

Panel Schedules - Tower B

4-AB2-

Panel Details Tower A & B

(See 4-AB2-1 for index)

4-AB3-

Schedules and Details

Floor 110 to 107

(See 4-AB3-1 for index)

NOTE: See 4-AB0-0 for latest date for each page

LICENSED PROFESSIONAL ENGINEER LESLIE E. ROBERTSON No. 34360 UNIVERSITY OF THE STATE OF NEW YORK

WORTHINGTON, SKILLING, HELLE & JACKSON — Civil & Structural Engineers

PROJECT THE WORLD TRADE CENTER | TITLE EXTERIOR WALL - DETAILS - INDEX | DATE 6-5-67

REVISIONS

7-10-67
6-3-68
1-3-69
2-3-69
3-3-69
4-1-69
Printed 5-1-69
11-10-69
[illegible]

4-AB2-1 Index
4-AB2-2 Panel types 100-150
4-AB2-3 Panel types 200-216
4-AB2-4 Panel types 220-240
4-AB2-5 Panel types 300-320
4-AB2-6 Panel types 400-421
4-AB2-7 Panel dimension schedule
4-AB2-8 Column type 100
4-AB2-9 Column type 300
4-AB2-10 Column type 400 & 500
4-AB2-11 Detail 1
4-AB2-12 Column splice 411-493 & 681-693
4-AB2-13 Column splice 101-113
4-AB2-14 Column splice 121-123
4-AB2-15 Column splice schedule
4-AB2-16 Column splice details
4-AB2-17 Welding Electrodes
4-AB2-18 Detail 2
4-AB2-19 Detail 3
4-AB2-19.1 DETAIL 3
4-AB2-20 DETAIL 3A
4-AB2-21 DETAIL 4 & 5
4-AB2-22 Detail 6
4-AB2-23 Detail 7
4-AB2-24 Detail 8
4-AB2-25 Weld #10
4-AB2-26 Spandrel connection details 101-135
4-AB2-27 Spandrel connection details 201-301
4-AB2-28 Spandrel connection details 401-416
4-AB2-29 Spandrel connection splice plate
4-AB2-30 Spandrel connection Schedule
4-AB2-31 Seat details 1013-3511
4-AB2-32 Seat details 4064-4731
4-AB2-33 Exterior wall seat details
4-AB2-33.1 Exterior wall seat details
4-AB2-34 Seat details 7010-7494
4-AB2-35 Seat Detail Schedule I
4-AB2-36 Seat Detail Schedule II
4-AB2-37 Seat Detail Schedule III

WORTHINGTON SKILLING HELLE & JACKSON — Civil & Structural Engineers

PROJECT: THE WORLD TRADE CENTER | TITLE: EXTERIOR WALL - PANEL TYPES 100 - 150 | DATE: 6-5-67

REVISIONS: 7-18-69

Note: See 4-AB2-7 for dimension schedule

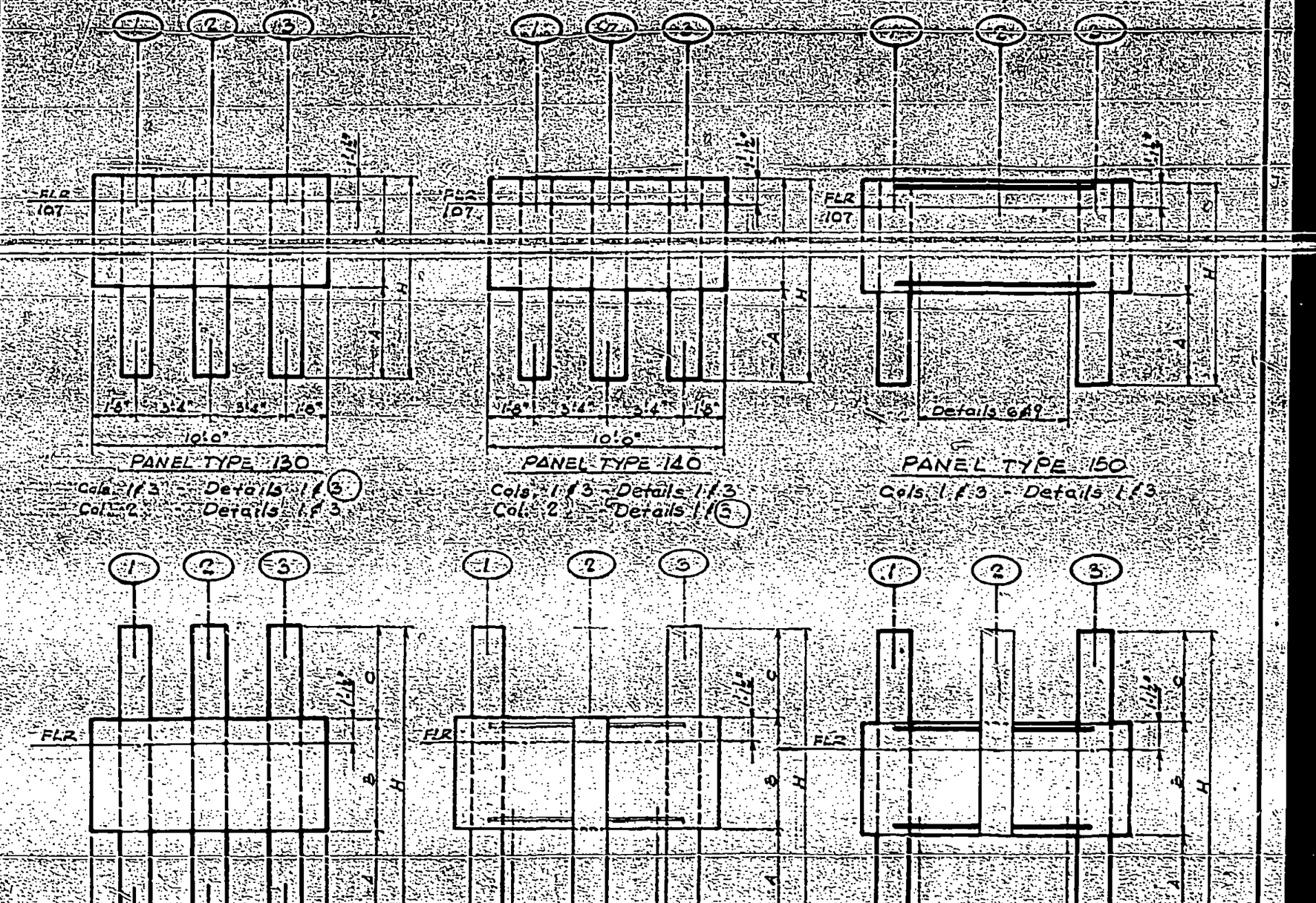

LICENSED PROFESSIONAL ENGINEER
LESLIE E. ROBERTSON
No. 34360
UNIVERSITY OF THE STATE OF NEW YORK

WORTHINGTON, SKILLING, HELLE & JACKSON — Civil & Structural Engineers

PROJECT: THE WORLD TRADE CENTER | TITLE: EXTERIOR WALL - PANEL TYPES 200 - 216 | DATE: 5-11-67

REVISIONS

Note: See A-AB2-2 for dimension schedule

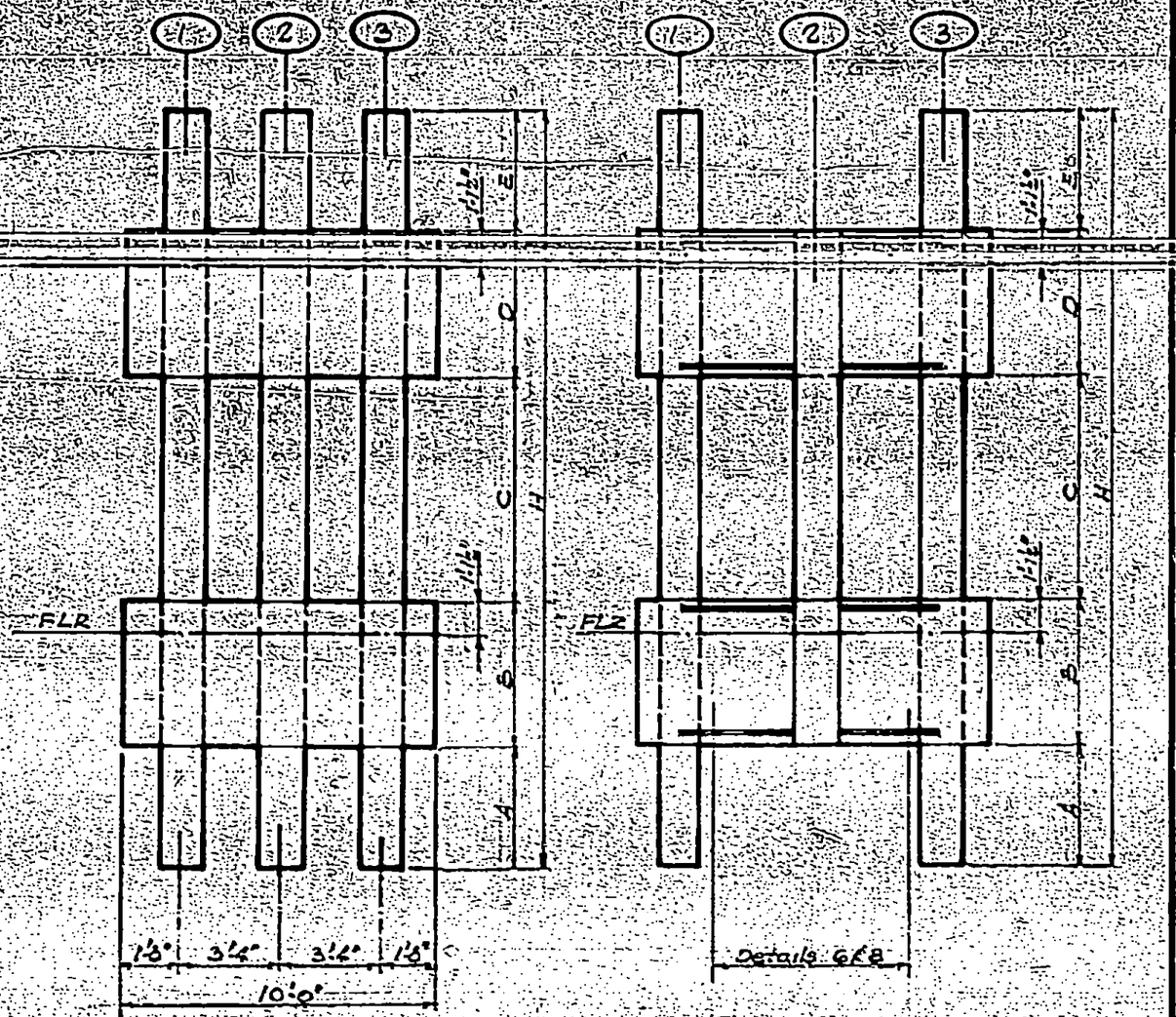

PANEL TYPES 200-202
Cols. 1, 2 & 3 - Detail 1

PANEL TYPES 210-216
Cols. 1 & 3 - Detail 1
Col. 2 - Detail 4

LESLIE E. ROBERTSON
No. 34390
STATE OF NEW YORK

WORTHINGTON, SKILLING, HELLE & JACKSON — Civil & Structural Engineers

PROJECT: THE WORLD TRADE CENTER | TITLE: EXTERIOR WALL PANEL TYPES 220-240 | DATE: 5-11-67

REVISIONS: 7-18-69

Note: See 4-AB2-7 for dimension schedule

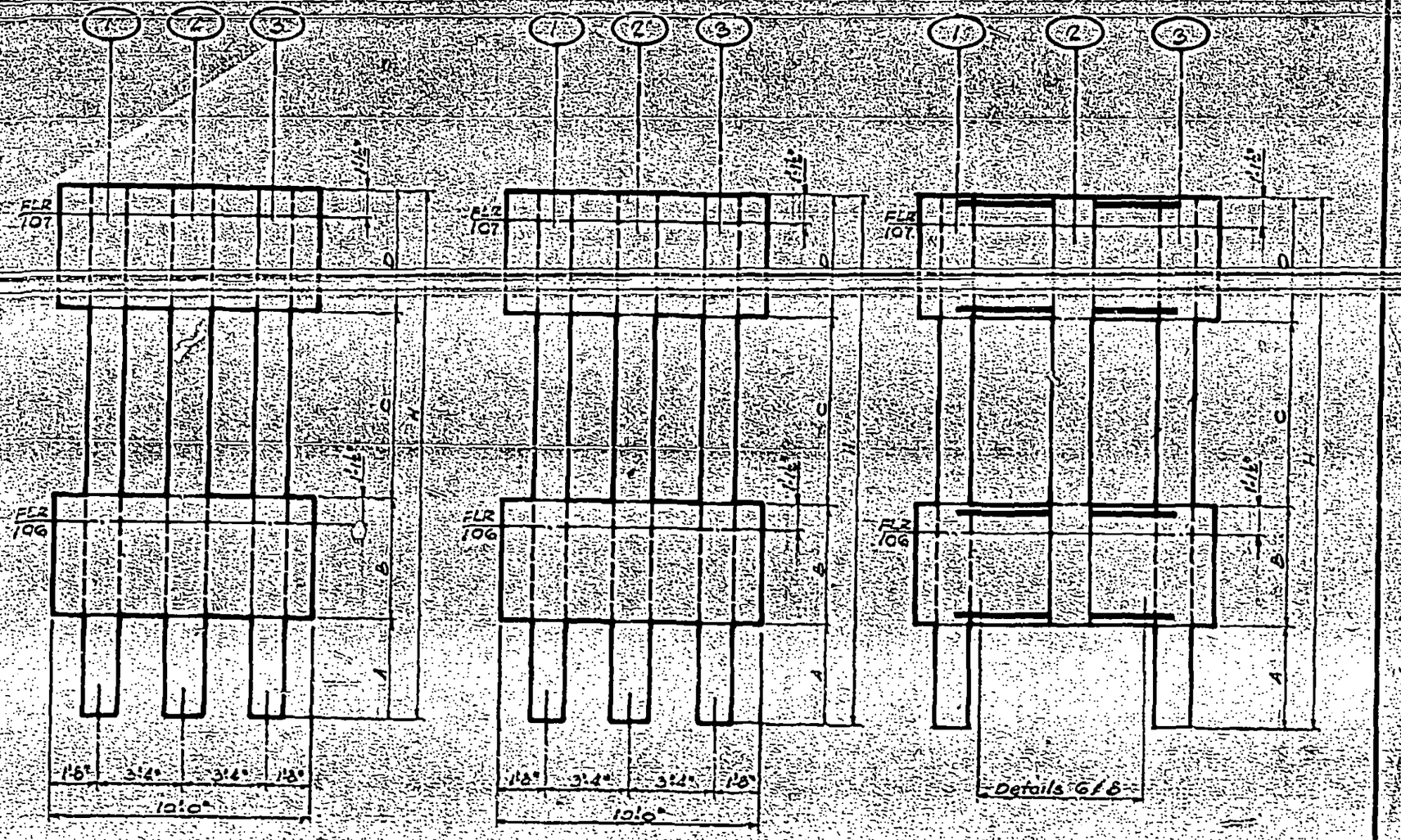

PANEL TYPE 220
Cols. 1 & 3 - Details 1 & 3
Col. 2 - Details 1 & 3

PANEL TYPE 230
Cols. 1 & 3 - Details 1 & 3
Col. 2 - Details 1 & 3

PANEL TYPE 240
Cols. 1 & 3 - Details 1 & 3
Col. 2 - Detail 4

LESLIE E. ROBERTSON
No. 34360
DIVISION OF THE STATE OF NEW YORK

WORTHINGTON SKILLING HELLE & JACKSON Civil & Structural Engineers

PROJECT THE WORLD TRADE CENTER | TITLE EXTERIOR WALL - PANEL TYPES 300 - 320 | DATE 5-11-67

REVISIONS

7-18-69

Note: See 4-AB2-7 for dimension schedule



LESLIE E. ROBERTSON
No. 24360
REGISTERED IN THE STATE OF NEW YORK

WORTHINGTON, SKILLING, HELLE & JACKSON — Civil & Structural Engineers

PROJECT: THE WORLD TRADE CENTER | TITLE: EXTERIOR WALL - PANEL TYPES 400 - 421 | DATE: 5-11-67

REVISIONS

Note - See 1-AB2-7 for dimension schedule



LESLIE E. ROBERTSON — LICENSED PROFESSIONAL ENGINEER — No. 34360 — THE STATE OF NEW YORK