SKILLING, HELLE, CHRISTIANSEN, ROBERTSON — Structural & Civil Engineers

PROJECT: THE WORLD TRADE CENTER | TITLE: EXTERIOR WALL -107 TO 110- SPANDREL SPLICES | DATE: 8-15-69

REVISIONS

12-15-69

2-26-70

3-16-70

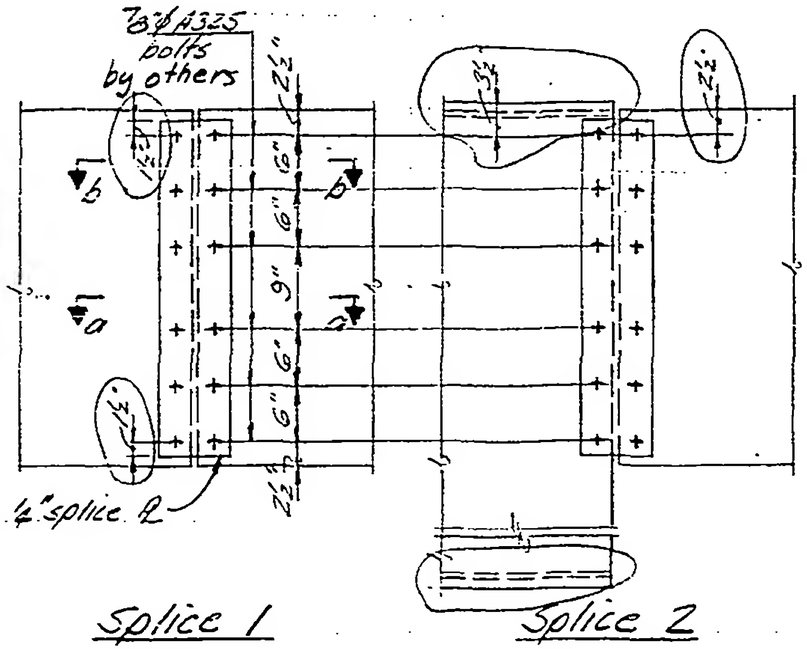

Splice 1

Splice 2

Notes:

1. Holes in spandrel plates to be 1 1/16" ϕ
2. Holes in splice plates 1/16" larger than bolt diameter.
3. Bolt heads on outside face.
4. Splice plates to be shipped attached to spandrel plates with 2 shipping bolts and shall not project beyond end of spandrel during shipping.

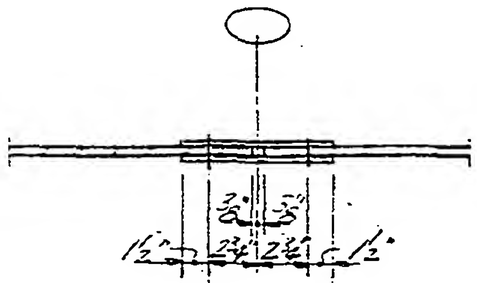

Section a-a

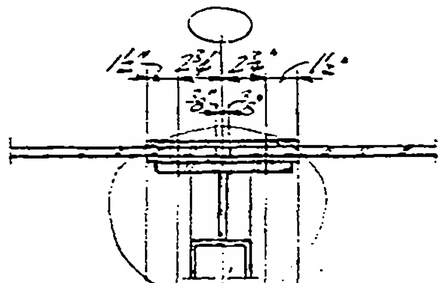

Section b-b

Where spandrels some thickness.



Section a-a



Section b-b

Where spandrel thickness varies.

L-AR3-2