SKILLING, HELLE, CHRISTIANSEN, ROBERTSON — Structural & Civil Engineers

PROJECT: THE WORLD TRADE CENTER | TITLE: EXTERIOR WALL SPLICE DETAIL - FLOOR 107 | DATE: 12-15-69

REVISIONS

2-26-70
3-16-70
8-3-70R

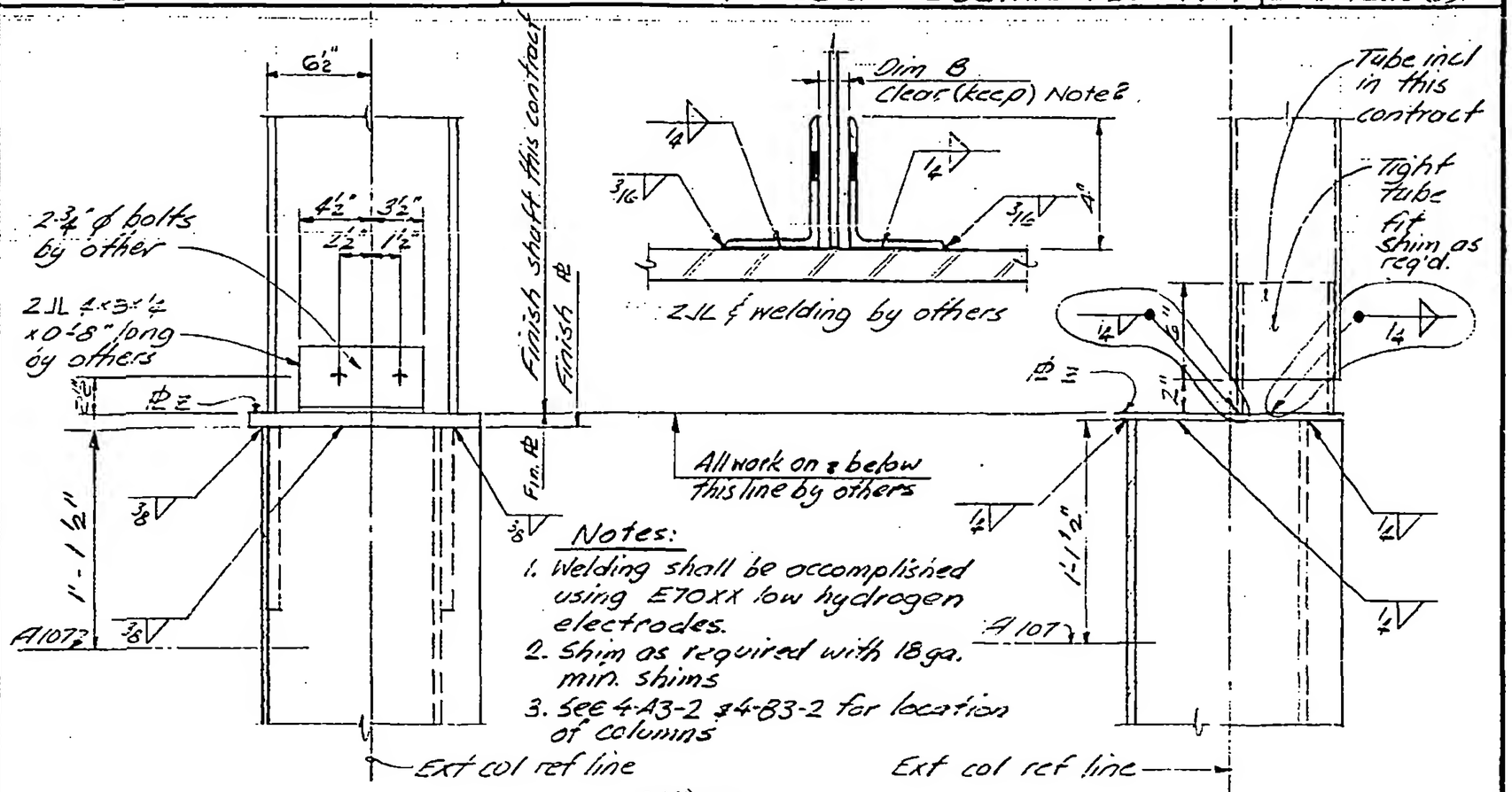

Notes:
1. Welding shall be accomplished using E70XX low hydrogen electrodes.
2. Shim as required with 18 ga. min. shims
3. See 4-A3-2 & 4-B3-2 for location of columns

Detail 40 @ WF & Type A & B

Detail 41 @ 7×5 Tube

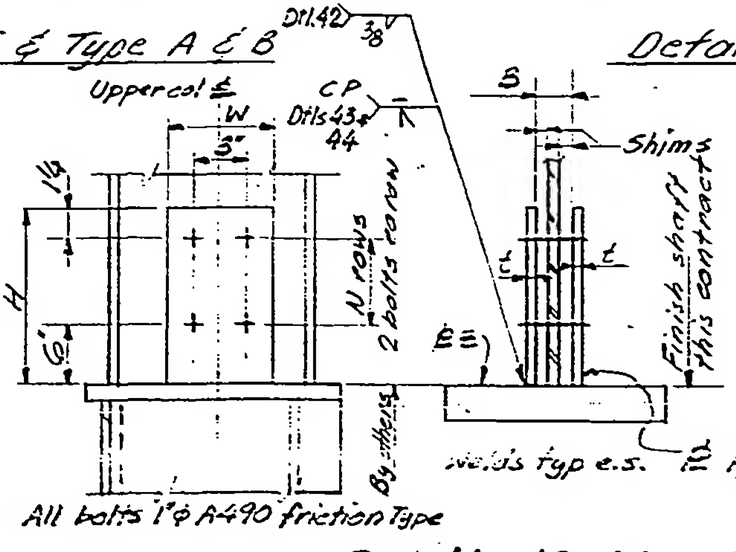

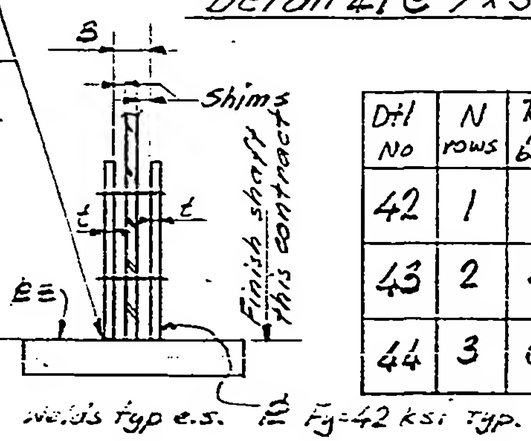

Col. Type	Dim. B	℞ & ℄
Type A1 (A2 & A11)	5/8"	1"
Type A2 (A3 & A5)	7/8"	1½"
Type A3 & (A7)	4"	1½"
Type (A4 & A5)	7/8"	1"
(Type A10)	½"	1"
Type B1	5/8"	1"
Type B2, B3 (B4)	7/8"	1½"
7×5 Tube	—	4"
12 WF 40-50	½"	1"

Dtl No	N rows	Tot. No bolts	W	H	t
42	1	2	8	7¼	3/8
43	2	4	8	1'-3"	5/8
44	3	6	5¾	1'-4"	1¼

DESIGNED: J.F.
DRAWN: J.A.
REVIEWED:

Details 42, 43 & 44